

# JEI<sup>®</sup> English



Individualized Learning Program  
Based upon a Computer Diagnosis  
Enables Self-paced Learning



# Advantages of the Self-Learning Method

## Reliable Diagnostic System

Through a data-driven, adaptive diagnostic system, JEI can accurately pinpoint a student's weakness based on specific learning objectives.

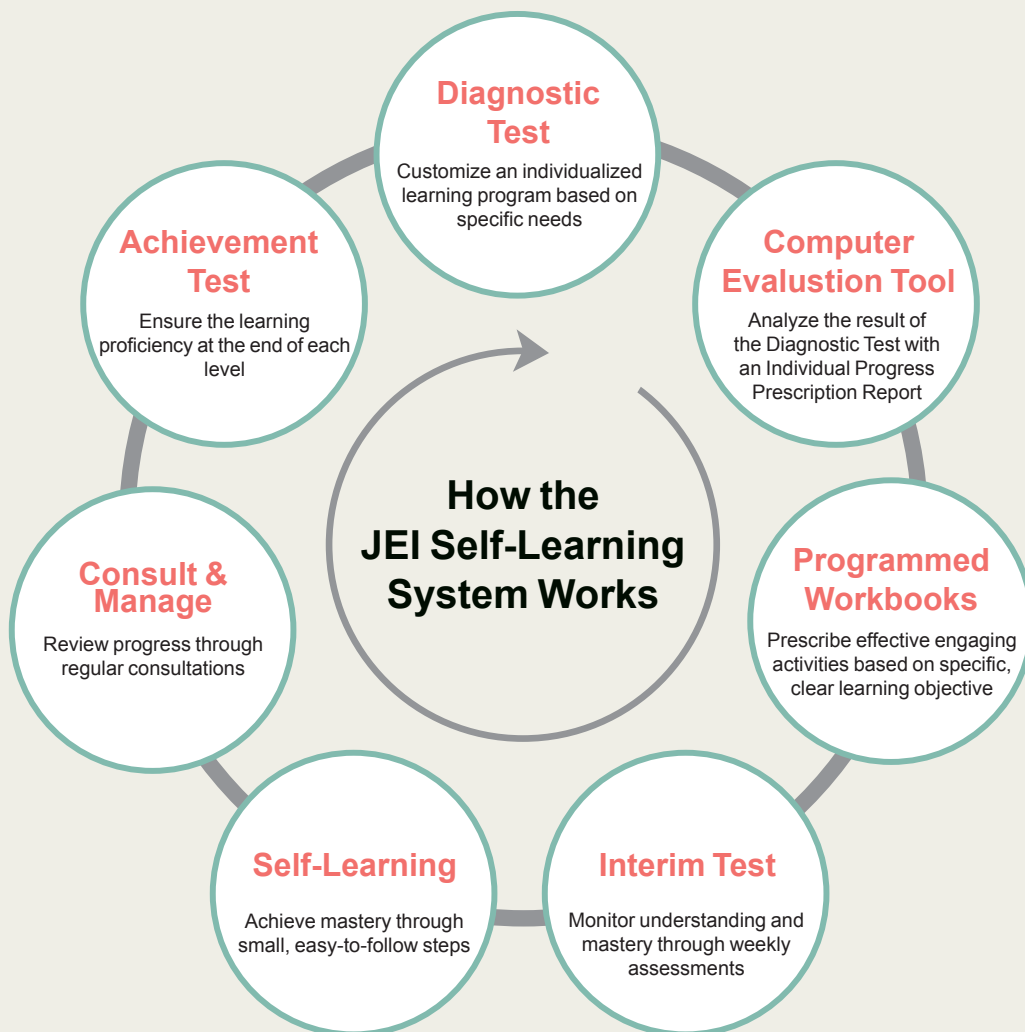
## Personalized Learning

Provide personalized workbooks along with an accurate computer- analysis based on specific learning objectives.

## Step-by-Step Programmed Workbooks

Help to learn by building a strong understanding of the learning objectives and progress effectively.

## How the JEI Self-Learning System Works



# JEI Self-Learning English

Build language arts skills that is engaging with grade-level literature and vocabulary!



JEI English provides an easy to grasp program for grades Pre-K to 9.

The program progresses in small steps and makes learning engaging and effective. The workbooks are designed to provide a strong foundation in grammar, vocabulary, and reading skills. The study program is created for each student through an individualized schedule of selected workbooks. Upon completion of each weekly workbook, students are assessed using interim evaluations to ensure understanding. The JEI English curriculum is aligned with the State Standards covering all major domains such as readiness, phonics, reading, communication, grammar, and information.

## Features of JEI English

- 1 Skill based Mastery Learning Program**
  - A grammar skill is introduced and practiced.
  - The skill is incorporated in short stories to make learning more engaging.
  - The same skill is practiced using the content from the short story.
- 2 Developed and comprised of original literature.**
  - Many language arts skills are introduced and reinforced in reading and writing activities.
- 3 Spiral Structured Curriculum**
  - Same skills and objectives appear in different grade levels in varying degrees of difficulty.



Listen and repeat.



Color the letters and place the stickers.

Learn how to say each letter with fun activities, such as coloring and placing stickers.



Listen and place the stickers.



**C**ar




**C**at

**Cc**



**C**ake




**C**ow


Learn each letter's common sound and words starting with the letter sound.



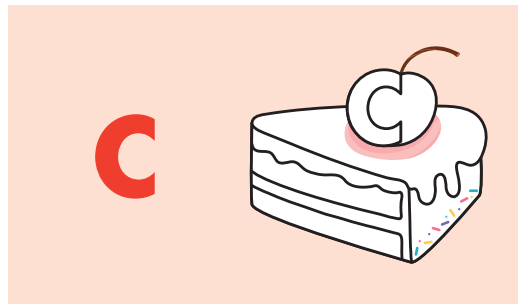
# Basic concepts


The contents from JEI English AA04

 Color the letter **C** in gray.



 Color the letter **c** in red.




 Circle the picture or letter that matches.



Foster understanding of basic concepts, such as colors and directions as well as learning alphabet letters.



# Guess What!



**C**runch! Crunch!  
Who's there? Behind the curtain?  
Meow, meow.  
Oh! It's you, Cathy.  
Cathy, the clever cat, eats my cookies.




Where is the cat? Place the sticker.



Circle the uppercase letter C.



★ Trace and write the letters.





Trace lines to develop fine motor skills and to learn foundations of alphabet writing.





## Beginning Sound: G




★ Read the sentence. Trace the letter g.



A good gorilla grabbed  
the grapes and gave  
them to the goat.



## Beginning Sound: E



★ Read the sentence. Trace the letter Ee.



Ellie Elephant rode the  
elevator to the eleventh floor.

Learn and apply fundamental phonics and word analysis skills in alliterative phrases by producing the primary sounds.



★ This is Mike's family. Say the family names.

## Family



Understand the meaning of words in a topic or subject area such as family names, shapes, pets, toys, and etc.



## Sight words

The contents from JEI English A36

- ★ Sight words are words you see a lot. Read these words. Trace the words.

at be this have

from or one had

by word but not

what all were we

when your can said

Read and write common high-frequency words to build key vocabularies. (e.g., the, of, to, you, she, my, is, are, do, does)



## Basic concepts

The contents from JEI English A12

★ Write the letter that comes between the two letters.

a     c      j     l

x     z      g     i



p     r      t     v

d     f      r     t

h     j      e     g

★ Circle the picture that would happen first.


1.



2.



3.



Foster understanding and working knowledge of concepts such as the alphabetic principle, and other basic conventions of the English usages.